


A MONTHLY NEWSLETTER FROM THE BROMELIAD SOCIETY / HOUSTON



Photo from Shirl Stowe, at the site of Kiwi Broms in New Zealand

From the Prez



I see that we are making steady progress on our plans for our Show and plant sale on May 6 – 7 with setup on the 5th. Of course this society is noted for its food spread and we need food donations. I passed around a signup sheet at the March meeting. If you were at the in person meeting and you signed up thank you. If you were not there please see the signup sheet at the April in person meeting and please volunteer. If you attended by Zoom please contact Scherie Townes to let me know what you will bring and what date. I will hunt you down, ha.

Members that volunteered to bring a dish for the workers

please do not forget the time and date that you signed up and what you agreed to bring. Thank you for volunteering. I always love our show and plant sales food repast. Please answer YES to the show committee chairmen when they call you asking for help to run our show and plant sale.

Do not forget that this is a member sale and you need to clean out your extra plants during spring greenhouse cleaning and get them ready for the sale. If your do not have a member sale number contact Allyn Pearlman and he will assign you a personal number.

(Continued on page 4)

UPCOMING EVENTS

APRIL 18, 7:00PM

Regular meeting

Metropolitan Multi-Service Center
1475 West Gray, Houston 77019

MAY 6-7

49th Annual BSH Show & Sale

Judson Robinson, Jr. Community Center
2020 Hermann Dr., Houston, TX 77004

MAY 16

Regular meeting

Metropolitan Multi-Service Center
1475 West Gray, Houston 77019

Interested in Joining BS/H?

There are two classes of membership:

Individual \$20 per year

Family \$30 per year

All memberships begin with January of the current year.

Visit our website at

www.bromeliadsocietyhouston.org for more information.

INSIDE THIS ISSUE

Upcoming April program	2
April Zoom details	3
President's message continued...from page 1	4
Our previous March meeting	4
Cultural tips: Potting and potting mixes	5
What's Blooming?	8

Upcoming April program



Come learn what it takes to enter A plant for the Annual Show!

Meeting Date:

Tuesday, April 18, 2023 7:00 p.m. – 9:00 p.m.

(ZOOM login/social time at 6:30 p.m.)

Meeting Place:

Metropolitan Multi-Service Center
1475 West Gray St., Houston, TX 77019 and on ZOOM.

Program Presenter: David Whipkey, Bromeliad Judge, BSI, BSH

David lives in beautiful downtown Rosehill Texas with his wife Linda where they grow a variety of plants. He has been interested in gardening as long as he can remember. David has been a member of the Bromeliad Society/Houston, Inc. for 35+ years and is currently serving as the society's Secretary. He is a member of the Bromeliad Society International and has been designated as an Internationally Accredited Master Bromeliad Judge by that organization. David is a retired public-school teacher and has been spending as much time as possible sharing his knowledge of and enthusiasm for growing Bromeliads.

Program: Do You Want to Know a Secret?

Meeting Agenda:

Social time/login
President's Welcome + Announcements
Committee reports
Program
"Show and Tell" with John Schmidt and Gordon Stowe
RAFFLE! Bring a plant to share in the raffle, and buy tickets to win a plant too!
Adjournment

Deadline for the April bulletin: May 5, 2023

Member meeting

**Third Tuesday,
April 18th at 7:00pm.**
Masking preferred.

Zoom will be available.

Refreshments

Refreshments duties reserved for members with **last names N-Z** please, thank you!

Show & Tell

Bring your plants in-person to show off and talk about them!

Or send photos of your plants to **Gordon Stowe** to show off photos. Let's take a look at them and discuss!

RAFFLE TIME!

Please share a plant or two for the Bromeliad RAFFLE!



Metropolitan Multi-Service Center
1475 West Gray St., Houston, TX 77019



April Zoom details

Bromeliad Society Houston is inviting you to a scheduled Zoom meeting.

Topic: Bromeliad Society Houston April 2023 Monthly Meeting

Time: Apr 18, 2023 06:30 PM Central Time (US and Canada)

Join Zoom Meeting

<https://us02web.zoom.us/j/83723861943?pwd=cUxsVmJiOEhiUzhvOG0dzAwbVVKQT09>

Meeting ID: 837 2386 1943

Passcode: 259083

One tap mobile

+13462487799,,83723861943#,,,,*259083# US (Houston)
+16694449171,,83723861943#,,,,*259083# US

Dial by your location

+1 346 248 7799 US (Houston)
+1 669 444 9171 US
+1 669 900 6833 US (San Jose)
+1 719 359 4580 US
+1 253 205 0468 US
+1 253 215 8782 US (Tacoma)
+1 360 209 5623 US
+1 386 347 5053 US
+1 507 473 4847 US
+1 564 217 2000 US
+1 646 931 3860 US
+1 689 278 1000 US
+1 929 205 6099 US (New York)
+1 301 715 8592 US (Washington DC)
+1 305 224 1968 US
+1 309 205 3325 US
+1 312 626 6799 US (Chicago)

Meeting ID: 837 2386 1943

Passcode: 259083

Find your local number: <https://us02web.zoom.us/j/83723861943?pwd=cUxsVmJiOEhiUzhvOG0dzAwbVVKQT09>

President's message continued...*from page 1*

Our show committee for the Guild Show in October have reported that all of the tasks are going smoothly. It is a huge task because we have to work with other societies and it will be a bigger show than normal. Again, I urge all of our members to contact the Guild Show Committee and volunteer to help with anything that they need to ease their job.

One of my favorite parts of our regular meetings is show and tell. Please remember to bring in plants for show and tell as we always learn many new things from our members and their new plants.

Please bring in a plant or two to share with us. You can ask members to help you with growing issues, ask for identification, pest and disease identification and treatment and many other issues. We can all use a new bit of knowledge about our favorite plants. Remember to bring in a clean, groomed plant that is ready to show off its best features.

Do not forget to bring in plants for our plant auction. Our society has a great auction to help you extend your collection for the cost of tickets for the drawing. We cannot have a great auction without member

donations. Please bring trimmed and clean plants either potted or bare root and free of soil. It is spring time and pup removal should be under way. What a good thing to do with your spare plants.

Have a wonderful spring. We have had a blessing with our extended cool weather and I have gotten a lot of extra heavy tasks done this spring and I hope you have as well.

Scherie Townes



Tillandsia 'Katie Kat'

Our previous March meeting



Mike O'Neal introduced **Sharon Thompson**, who presented a program on Custom Pot Design.

Show & Tell

David Whipkey talked about the seedling, *Tillandsia 'Katie Kat'*.

Shirl and Gordon Stowe showed a few pictures of the Bromeliads that she and Gordon had viewed through travels through Zealand.



RAFFLE RESULTS!

Donors:

Carole & Rick Richtmyer
David & Linda Whipkey
Cherie Lee

Winners:

Mike O'Neal
Vickey Gurka
Allyn Pearlman
Don Green
Noreen Tolman

The raffle made \$44.50

Cultural tips: Potting and potting mixes

FROM RICK & CAROLE RICHTMYER



The following article draws heavily from an article written by Odean Head and published in the March 2006 BS/H Bulletin. Odean's advice on cultural topics comes from his many years of experience in growing bromeliads, and we have added in some different perspectives as well.

Pups from most bromeliads are less dependent on their root systems than offsets from plants of other plant families. This relieves the urgency of having to pot them right away. Many growers will take off pups while performing other tasks such as grooming, culling, watering and general area clean up. Several pups may accumulate and days pass before the potting task is performed. Again, this is no problem in most cases. Some of the terrestrials that have already developed feeder roots may suffer a little setback. If you plan to defer potting, it would be a good practice to stand the pups up in an empty pot and water them. This will increase air circulation and allow the plants to begin

correcting any malformed shape that may have occurred due to growing too close to their mothers. Some people will have a large container of perlite or loose potting mix to stick them in until their next potting session.

POTTING MIX - First, we need to prepare a batch of potting mix that our plants will be happy growing in. There are so many different recipes being used that this may not be as simple as it sounds. Just be sure that the mix has good substance to hold the plant firmly in the pot, good aeration, drainage, some moisture holding capacity and can hold some fertilizer. The medium should be durable since the plant will probably remain in it for a long time. There is a large selection of ingredients available that will satisfy these basic needs. Your particular growing conditions should help determine what goes into your mix. If there's a particular plant you're having trouble growing, it can be helpful to research where that plant grows in nature to determine what cultural conditions it likes. The growing conditions for

terrestrials can vary from rainforest leaf debris to sand to growing on rocks which may contain cracks that contain soil or other debris.

Fir bark, orchid bark, pine bark, river gravel, coarse granite, hadite, tree fern fiber, coconut fiber, perlite, German peat, Canadian peat, builders' sand, and coarse leaf mold are just some of the ingredients that are used. Turface is another medium that has become popular for growing terrestrial bromeliads. You may want to start out with some of the ingredients that are most available in your area that will satisfy these needs and do some experimenting on your own. If you grow outside in the summer and the rainfall is heavy or you water frequently, more consideration should be given to good aeration and drainage. Those who have problems watering enough should have a mix that will hold moisture better, which apply to growing most of the terrestrials. There are some mixes that contain polymers to help hold moisture and lessen the need for frequent watering, such as Miracle-Gro.

Most terrestrial bromeliads genera such as Pitcairnia, Orthophytum, Dyckia, Puya, Hechtia and Ananas (pineapple) do not have tank which holds water like most of the epiphytic bromeliads. Terrestrials rely on a well-developed root system which pulls water and nutrients from their soil or potting mix. We use Turface, perlite and porous volcanic rock to supply additional media which holds water.

Taking a poll of some of BS/H's experienced growers shows a wide variety of ingredients that they use to grow such beautiful bromeliads. Most of those polled start with a basic potting mix, primarily Miracle-Gro Moisture Control, and then add ingredients to help maintain an appropriate moisture level. Those additions include Turface, large or small forms of perlite, volcanic (porous) rock, orchid bark, and cedar mulch. One grower uses a mix called 'Cornell' which consists of varying proportions of vermiculite, perlite and sphagnum moss. All growers add fertilizer to a newly potted plant, and most vary their mix according to the type of bromeliad they're potting up, epiphytic or terrestrial plants.

POTTING - The plant should be potted upright to encourage a good growth pattern. It should be implanted firmly in the mix so it can't move around which slows down root development, as healthy roots help a plant grow and thrive. Dampening the mix before you pot will also help to hold the plant firmly in place. This is an important step because it is harder to dampen the mix properly after the pup is already planted. If the plant needs even more help, inserting wood skewers or sticks around the plant can help to hold it steady.

Do not plant too deeply; the potting medium should come just above the roots. It is helpful if the pup already has some roots started. And finally, pups will take hold much more quickly if the weather is warm and it has been well watered after being potted.

The size pot to be used is a common question. Not everyone will agree on the answer to this question. Just remember that bromeliads adapted to pot culture will develop a larger, softer root system that will provide added nutrients to the plant. Usually, the larger the pot, the larger the root system, causing the plant to grow larger. Some growers will try to visualize the size they want the mature plant to be and select the size pot that will attain a good balance. Other growers may prefer to intentionally put them into smaller pots to stunt the growth or make the plant's growth more compact. After the plant is mature, they may want to re-pot in a larger container to get a better balance. This is particularly true when entering it in a show. A larger pot will also allow more room for pups to develop.

In some cases, secondary growth can occur when a plant is repotted during its growth period. On the other hand, leggy growth may occur on a plant when it is over-potted or grown in low light. Compare the quality of your plants to those of other growers to see if you can get some ideas for improving your procedures.

The bottom line is: Everyone must experiment until they find the potting medium and method that suits their environment and growing conditions. Ours has changed many times throughout the years, and the challenge is what makes growing bromeliads so interesting.



HOWDY Y'ALL!

SOUTHWEST BROMELIAD GUILD SHOW 2023

OCTOBER 13-15th | HOUSTON, TX



*Artwork not final

The Bromeliad Society/Houston, Inc. is delighted to announce that we will host the 2023 Southwest Guild Show and Sale **October 13, 14, 15, 2023** at the Holiday Inn & Suites Conference Center NW Willowbrook, 18530 TX-249, Houston, TX 77070.

The Cryptanthus Society will hold their Biennial International Cryptanthus Show in conjunction with the SW Guild Show, so it will be a doubly wonderful event. Both groups will provide opportunities for members to show their plants and take home awards. Members and vendors will offer bromeliads for sale throughout the weekend. Other exciting plans are in the works as well!

The hotel has blocked rooms from October 12-17 (extra days for those who wish to stay longer) at the following rates:

Standard King rooms \$97+

Standard (2) Queens \$110+

King Suite \$115+.

A complimentary breakfast is included with the booked rooms each morning.

Registrants will be informed far in advance of when rooms may be reserved.

We will need your help with various assignments and duties.

Please contact **Ruby Adams, Don Green, or Shirl Stowe** to volunteer for the event.

KEEP AN EYE OUT FOR REGISTRATION DETAILS AND MORE IN FUTURE BULLETINS.

What's Blooming?

PHOTOS COLLECTED FROM BSH MEMBERS, MARCH-APRIL 2023




Aechmea victoriana var. discolor - Margo Racca

 Submit your photo!


Want to share some of your spectacular broms? Send along high-resolution photos along to bsh.editor@gmail.com before the end of the month for them to be featured in the newsletter.

When sending along your rock-star image, be sure to name your image file for easy identification like the example below:

Plantname_OwnerName.jpg



Billbergia 'Hallelujah' - Mary Cinotto



Neoregelia 'Juicy Fruit' - M. Cinotto

What's Blooming?

CONTINUED



Cryptanthus 'Black Mystic' - Mary Cinotto



Cryptanthus 'Pink Panther' - Mary Cinotto



Neoregelia 'Faded Love' - Mary Cinotto

What's Blooming?

CONTINUED



What's Blooming?

CONTINUED




What's Blooming?

CONTINUED



Dyckia beatae - Vickey Gurka



Dyckia beatae (close up)



Ae. distichantha - M. Cinotto

What's Blooming?

CONTINUED



Tillandsia capillaris - Carole Richtmyer



Tillandsia crocata x bandensis clump - Carole Richtmyer



Tillandsia kegeliana - Carole Richtmyer




Tillandsia 'Purple Frost' - Carole Richtmyer

What's Blooming?

CONTINUED



Aechmea mexicana albomarginata - Margo Racca



Ananas 'Golden Rocket' albomarginata - Margo Racca

**Big shout out and thank you
to our wonderful members / contributors
To the "Whats Bloomin" column this month :)**

Love seeing everybody's Blooms!

Member musings...



Bromeliad Society Houston
**49th Annual Standard
Bromeliad Show & Sale**
Saturday, May 6, 2023
9 a.m. - 5 p.m.
(show hours 2 - 5 pm)
Sunday, May 7, 2023
11 a.m. - 3 p.m.
Judson Robinson Jr Community Center
2020 Hermann Drive, Houston, Tx 77004



Need ID please!

From Margo Racca:

Crypt. (Lost label) Maybe Carole will be able to identify it.

Looking for contributors

Interested in writing for the BSH Bulletin?

We are looking for passionate plant lovers who are interested in sharing their wisdom.

Please also send over any communications you would love to share - announcements, classifieds, etc.



Follow us at

@bromeliadsocietyhouston

Please follow our adventures and keep up with news on our **Instagram** page!

Editor's notes

Are you looking forward to the May Show & Sale?

Be on the look out for volunteer opportunities and future messaging!

PS - A big shout out and thank you to Rick Richtmyer for his guidance this month with plant names! He's sent me reading material and inspiration from fellow societies - and is just SUCH a wealth of information! Thanks Rick!!



Our April birthdays...

Happy Birthday to...

Mike Bodak

Forrest McBryde

Verna Powers

Lee Rowell

Larry Friedman

Jan Liang

Faye Stansberry

Gene Powers



Welcome newest members!

We hope to see you again!

Sylvia Compton

SAVE THE DATES

- Apr 18** **Regular meeting**
 7:00pm
 Speaker: David Whipkey
 Presentation: Do you want to know a secret?

- May 6-7** **49th BSH Annual Show & Sale**
 Judson Robinson, Jr.
 Community Center
 2020 Hermann Dr.
 Houston, TX 77004

- May 16** **Regular meeting**
 7:00pm
 Speaker: Paul Wingert
 Presentation:
 Hybridizing Bromeliads and
 Growing from Seed

- H2** TBD

- July 20** **Board meeting**
 7:30pm
 (zoom only)

- July 28-29** **2023 Bromeliad Extravaganza**
 West Palm Beach Marriott
 1001 Okeechobee Blvd
 West Palm Beach, FL 33401
 Register at
www.fcbsextravaganza.org/

- Oct 13-15** **2023 Southwest Guild Show**
 Holiday Inn & Suites
 Conference Center
 NW Willowbrook,
 18530 TX-249
 Houston, TX 77070

- Dec 02** Holiday Party



Note: This calendar page looks a bit different this year. Trying something a bit different. Check this page out for any updates or changes through the year on the bulletin.

2023 Officers and Chairmen

President Scherie Townes	Secretary David Whipkey	Past President Shirl Stowe
Vice President Michael O'Neal	Treasurer Allyn Pearlman	

Board of Directors

Through 2023 Alicia Baker John Schmidt	Through 2024 Gordon Stowe Melenie Yuen	Through 2025 Patricia Buenaventura Linda Whipkey
---	---	---

Standing Committees

Publications Allyn Pearlman	Programs Chairman Michael O'Neal
Bulletin Editor Melenie Yuen, bsh.editor@gmail.com	Standing Committees Ex-Officio Shirl Stowe Cherie Lee
Plant Sales Chairman Allyn Pearlman	

Committees of the Board of Representatives

Annual Show David Whipkey	Hospitality Coordinator Shirl Stowe
Bromeliad Culture Rick & Carole Richtmyer	Members & Visitors Register Noreen Tolman
Courtesy Midge Gorman	Membership Allyn Pearlman
Directory Mary Cinotto	Seedlings Allyn Pearlman
Email Communications Mary Cinotto	Show & Tell John Schmidt & Gordon Stowe
Garden Tours Gordon Stowe, Shirl Stowe	Raffle Plants Frank & Cherie Lee
Historian David Whipkey	Virtual Communications (zoom) Mike O'Neal
Holiday Party Chairman Allyn Pearlman	

Bromeliad Society International

Annette Dominguez Cherie Lee Daniel Wolf

Southwest Bromeliad Guild

Don Green Shirl Stowe

BS/H membership

There are two classes of membership:

Individual	\$20 per year
Family	\$30 per year

All memberships begin with January of the current year. Visit our website at www.bromeliadsocietyhouston.org for more information.

Please send your check to:

Allyn Pearlman
6422 Bankside Drive
Houston, TX 77096

Cryptanthus Society membership

There are two classes of membership:

Individual	\$20 per year
Family	\$25 per year

Please send your check to:

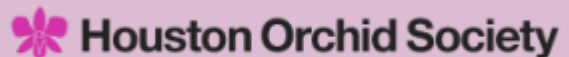
Carole Richtmyer
18814 Cypress Mountain Dr.
Spring, TX 77388



We have a large selection of Aechmea, Billbergia, Cryptanthus, Dyckia, Neoregelia, and Tillandsia. Please compare our prices and our quality.

15019 8th Street West, Santa Fe, TX 77517 ■ 409-925-6933

www.jimbosnursery.com



www.houstonorchidsociety.org

Regular meeting first Thursday of month at 7:30 PM
First Christian Church | 1601 Sunset Blvd



Texas Gulf Coast Fern Society

www.tgcfersoc.org

Regular meeting third Sunday of month at 2:00 PM
Judson Robinson Jr. Community Center
2020 Hermann Drive., Houston, TX 77004

ABOUT THIS NEWSLETTER...

The Bulletin is published monthly and is available online prior to monthly meetings. Articles and any other information pertinent to bromeliads are solicited. Articles may be reprinted with proper acknowledgment given to author and publication.

Please have articles to the bsh.editor@gmail.com before the end of the preceding month. An electronic Yearbook is published annually based on the membership roll at the end of the regular February meeting of each year and distributed to members of the BS/H, Inc. Periodic electronic updates may also be distributed during the year. Please address any correspondence regarding this publication to: bsh.editor@gmail.com



BROMELIAD SOCIETY/ HOUSTON INC.

This corporation is organized exclusively for purely public charity and strictly educational purposes. Specific goals of the Society shall be to: Increase knowledge of bromeliads through interchange and dissemination of information. Use such funds as are available for the purpose of research and/or equipment in institutions of higher learning within the State of Texas.



Affiliated with the
Bromeliad Society
International



Member of
Southwest Bromeliad
Guild



Affiliated with the
Cryptanthus Society
International

ON THE BACK COVER...

Vickey sent in this gorgeous NOID bloom - if anyone can help ID this one - send it in!

If you'd like to join in and contribute any photos, a written column, or ideas for improvement, please send along your thoughts and feedback to bsh.editor@gmail.com.

