

A MONTHLY NEWSLETTER FROM THE BROMELIAD SOCIETY / HOUSTON

REMINDER

POSTPONED DUE TO HEATWAVE

...member
...for June.

...join us for our **June ABCs**
...Saturday, June 24th 4:30pm - 7:00 pm
...at Jimbo's Nursery.
(More details on Page 2)

UPCOMING EVENTS



REMINDER:

THERE IS NO JUNE MEMBER MEETING. ~~COME TO OUR ABCS WORKSHOP INSTEAD!~~

JUNE 24TH ABCS

Jimbo's Nursery
45019 W 8th St, Santa Fe, TX 77517

JULY 18

Regular meetings
Metropolitan Multi-Service Center
1475 West Gray, Houston 77019

JULY 20

Board meeting 7:30pm
Online only

OCT 13, 14, 15

Southwest Guild Show 2023
Holiday Inn & Suites Conference Center

From the Prez



My first sentence will state that I am late with my article again but I have no excuse this month. I just forgot. I am sorry I am late with my article Mel. *(Editor's note: Don't worry I'm mega late this month! You're fine Scherie!!)*

I am not sure what is wrong with my timing this season but I am even surprised that it is June, that this morning I got up to a mid 70 temperature and was grateful because yesterday was so hot in the garden. I packed up my self and went to church and came out of church to a solar oven. When I got home it was 92 degrees in my yard. I have to do something with the two large vegetable gardens as I still have a full selection of tomatoes, greens, cucumbers, onions, green beans etc that are looking to me for mercy. So out into the 92 degree weather to put up shade cloth. Thank goodness I have already covered the bromeliads. They told me a month ago by their pale leaves that it was time to cover them and that spring was over for the bromeliads. On with the fan as well.

Well I picked at least a dozen cucumbers today. I am only one soul in this house, apparently I over plant so I have to find the vegetables a home, just as I have been doing all spring. Now my neighbors are pulling the shades,

(Continued on page 3)



Interested in Joining BS/H?

There are two classes of membership:

Individual	\$20 per year
Family	\$30 per year


All memberships begin with January of the current year.

Visit our website at

www.bromeliadsocietyhouston.org for more information.

INSIDE THIS ISSUE

Upcoming ABCs program	2
Our previous May meeting	4
Cultural tips: Roots	8
49th annual Bromeliad Society/Houston Show	10
BSH After Show Party at Casa Dominguez	20
What's blooming	21
ABOUT THIS NEWSLETTER...	27



Upcoming ABCs program



Picnic and hands-on workshop for separating, planting and growing different bromeliads



ABCs

When
Saturday
June 10th

What are the ABCs?

The ABCs are typically an annual event/workshop to go over basic hands-on instruction in the realm of bromeliads. It is usually held at a society member's home.

New members are highly encouraged to come as it is a great way to learn skills and meet other members.

June has traditionally been the time for our annual educational meeting and picnic. The ABCs of Bromeliads is a fun and casual workshop.

Bring yourself, plants to separate, tools and share a potluck dish!

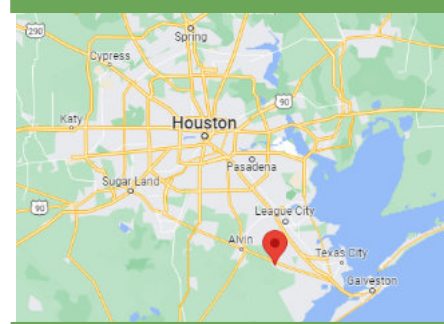
POSTPONED DUE TO HEATWAVE

Where

Jimbo's Nursery

Jimbo's Nursery

15019 W 8th St., Santa Fe, TX 77517



The ABCs traditionally combine good food with good conversation and the opportunity to learn, teach and trade information. For new members especially, this is a priceless opportunity to expand your bromeliad know-how and get to know more of the members who love to share their expertise and knowledge...and often their plants too!

This year, we will be providing the opportunity to get your hands dirty on all the basics of bromeliad care. Included will be stations for separating, mixing soil, potting and more. You are encouraged to bring your own plants or clumps of plants that you need to separate or want to learn how to grow better. If you have a tool or tools for separating plants,

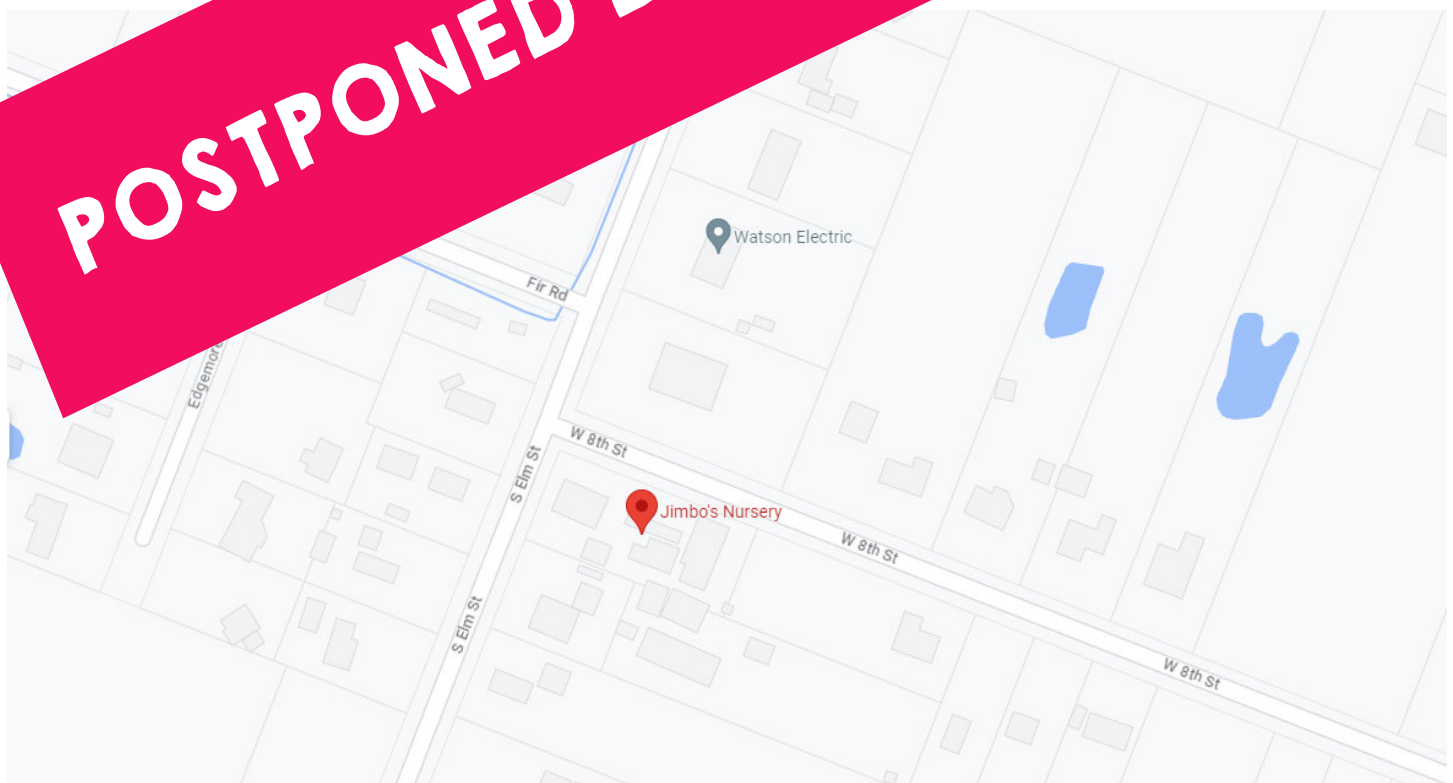
please bring them along. Several different types of bromeliads will be provided for working with as well if you don't have one yet or want to try something new.

Don't forget, this is also a pot-luck picnic! We will be providing smoked brisket, they baked ham, water and soft drinks. Please bring your favorite dish to share.

It can be a bit of a drive to the location. Jimbo's Nursery is located at the southeast corner of the intersection of S Elm St and W 8th St, just west of the intersection of S Elm St and W 8th St.

See you at **Jimbo's Nursery, Santa Fe, TX 77517**

POSTPONED DUE TO HEATWAVE



President's message continued...*from page 1*

jumping behind the bushes or taking off in their car when they see me coming with grocery bags of veggies. Oh well, I just leave them on the doorknob, ha.

I suppose I need to save some for later in the summer so I have frozen green beans, made pico with the tomatoes, bell peppers, onions, hot peppers and parsley. Whoo, that is some good stuff on eggs, sandwiches, baked potatoes etc. Again, I am only one soul here.

What to do with a dozen cucumber crop a day? Last year I tried to pickle some of them. Ewww,, did I tell you I cannot cook. If anyone knows what

they are doing to make pickles please enlighten me. I will tell you that the internet does not know how to pickle for sure. Oh, maybe it is just me.

Enough with the veggie talk. Our June meeting will be our renown ABC meeting. ~~It will be held on June 24 at Jimbo's. There is more precise information coming in an email next week and the week after.~~ If you have never been to one it is a hands-on bromeliad learning class and a wonderful picnic. Fun will be had by one and all. Do not miss it! You are going to get a request to bring a dish to share. We will have our usual or my goodness this is a wonderful

spread meal with our friends in the society. I look forward to seeing you there.

To our new members and all of our established members, please take advantage of learning so much about our passion, bromeliads, at our next show and sale on October 14 – 15 at the Southwest Guild Show and Cryptanthus Shows that our Club is helping to host here in Houston. When you get a call from the Show Chair and the committee chairs for a spot on their team say YES OF COURSE I WILL HELP.

Scherie Townes

Our previous May meeting



Announcements & Committee Reports:

Scherie Townes asked people to call Carole and Rick Richtmyer and let them know what topics they would like to see covered in upcoming Cultural Tips articles in the BS/H Bulletins.

Shirl Stowe talked about the upcoming SWBG Show. She and Don have been busy finalizing arrangements. This year there will be special interest sessions concurrent with the plant sale.

Joanne Woolsey from Jimbo's Nursery will conduct a workshop about how to mount Bromeliads. There will be a session on watering and fertilizing conducted by Sherri Harrah from the Plants For All Seasons nursery.

Our previous May meeting (cont.)

David Whipkey spoke about the Houston show. Many members worked hard to make the event a success. Over 200 plants were entered and they were of exceptional quality. He thanked the members for their hard work and participation.

Name tag drawing winner

David Whipkey

Membership winner

Cherie Lee

Show & Tell: David Whipkey talked about the plants and Gordon Stowe showed the slides that were sent in by members. Plants and pictures were provided by:

Kathy Stahl
Malcolm McCorquodale
Mike O'Neal
Gordon Stowe
Scherie Townes
David Whipkey

Mike O'Neal introduced our speaker, Paul Wingert.

Program: Hybridizing Bromeliads and Growing from Seed.

Paul showed some of the plants that he grows at his greenhouse in Michigan. Many of the plants were hybrids that he had made.

Adjournment: A motion to adjourn was made by John Sarkisian and seconded by Shirl Stowe. The

meeting was adjourned at 8:35 pm.



Plant Raffle: It was conducted after the meeting by Cherie and Frank Lee. The raffle netted \$26.00.

Show & Tell



"This is an *Aechmea bracteata*. This is one of those plants that Frank Lee decided I absolutely had to have. The coffee can is there to show how big the plant is. I cut momma off last year and used a pruning saw, the stem was about 3 inches in diameter. What I like about it - is that it will probably stay in bloom around christmastime." - **David W.**

"We saw a blooming *bracteata* in Brazil in the rainforest, they're growing about 8ft tall. Enormous!" - **Rick R.**



Gordon Stowe: Nice little *Neoregelia Blueberry Pie* in bloom.

From Kathy Stahl at Kew Gardens - this is in full bloom.

Rick R. "It is worth the trip to go there!"



"*Aechmea rubens* - seeds planted at the 2018 ABCs meeting." - **David W.**



Show & Tell



Mike O'Neal: *Neoregelia 'Red River Running'*. I bought it at the world conference last year. The blooms look kind of like a fountain pen.



Mike O'Neal: I got this one about 5 years ago, they all look like the plant on the left until it decided to bloom! Same plant - one in bloom, one not in bloom. (didn't catch the ID)



Mike O'Neal: Probably one of the oldest plants I got from my dad in the 80s - probably a very old hybrid? It's a really pretty plant but I don't know what it is.

From Rick R - Could this have been one of Odean's hybrids? In a recent Florida Council newsletter, Tom Wolf had a listing of all of Odean's Hybrids and pictures - you might want to look at that.



Mike O'Neal: I got this one from a raffle last year - and it is suddenly in bloom. *Tillandsia pedicellata*.

Paul Wingert asked if it had a fragrance - Mike confirmed it did not appear to.



David W: *Neoglaziovia variegata* I got from Chris Nguyen. And its an odd little character. I got it probably 10-15 years ago. If you notice, it's got a little odd pup down here. Occasionally it throws a large pup and you cut that off and throw it away. And it will throw more of these 'squat guys.

Paul Wingert: What's the potting medium for that? I cannot make mine happy.

David: It's probably 1 part spaghnum, 1 part vermiculite and 1 part surface or small perlite. It's the cornell mix that they use for the epiphytic plants. It doesn't like to be overwatered. None of the *Neoglaziovias* do.



Malcom McCorquodale: This is *Vulcan* crossed with *Princeps* probably (David) - I think its one of your favorite plants. They pup like crazy, they're kind of taking over.

Show & Tell: Need IDs



Need ID - probably an old hybrid.



Carole: Could this be *Tillandsia Victoria*?

Cultural tips: Roots

FROM RICK & CAROLE RICHTMYER

The following article, by the late Carol Johnson, was originally published in the FCBS Newsletter, Vol. XIII, Issue II, June 1993 and later in the February 2009 BSH Bulletin. Carol was the editor of the FCBS Newsletter for many years until her passing in December 1998. Carol began writing articles for the Newsletter when no one from the member Societies of FCBS sent her an article. Most of her articles relate to her experiences growing and caring for bromeliads at Pineapple Place Nursery, which she and her son, Geoff, owned and ran in a suburb of Orlando, Florida. It was a treat for Carole and Rick to visit Pineapple Place and collect a few plants and growing tips to bring back to Texas on the plane. This article has only been updated with revised taxonomic nomenclature.

ROOTS

Carol Johnson

Bromeliad growers seldom get together to talk about roots. Mostly, the subject is color, size or bloom. Perhaps for you, like me, the whole subject is somewhat of a mystery. Bromeliads are mainly epiphytic plants, yet we have given their root systems a whole new function. Since it is possible to foliar-feed nearly all bromeliads, then the potting process is merely for the convenience of the grower. Right? Well, not really. The plants we grow in pots and soil are a far cry from what is collected in natural habitats. With soil and fertilizer (in judicious proportion) it is possible to get large, healthy, as well as beautiful specimen plants. At any rate, we all strive to get our offsets to root and that process is the purpose of this article. Let's start making roots:

Rooting in Perlite: The Florida Federation of Garden Clubs held their Florida State Flower Show in Orlando

earlier this year and I was asked to classify the bromeliad entries. Among the entries were two baskets of *Neoregelia* 'Fireball.' One basket had nice, red leaved plants. The other basket contained well grown, healthy green plants and the entry tag said "Neo. 'Fireball' green form." There is only one Neo. 'Fireball' and it is red or green according to the treatment of the roots, plus good light of course. Good, red Neo. 'Fireball' offsets, rooted for about a month in a tray of moist perlite, will seldom lose the red color in the process, whereas putting them directly into soil nearly always makes the plants turn green and often produces excessive growth.

Hint: When potting from perlite, do not shake all the perlite off the new roots. Offsets rooted in perlite prior to potting will usually maintain foliage color and this is important, especially for the small *Neoregelias*, as many of them lose color through at least one blooming when potted directly into regular mix.



Bottle-neck Rooting: Often a parent plant is almost gone and there is one small offset remaining. The offset is getting no help from the mother plant, and will surely die. There is a way: Fill a small-necked glass bottle (a 6 oz. Coke bottle is ideal, but scarce nowadays) about 2/3 full of water - just water. Put the offset into the neck of the bottle above the water, not in the water. If the offset falls through, the bottle neck is too big. The stub end of the pup reaches for the moisture and in the process forms roots. It works. Sometimes very, very well. I once had to break the bottle to get the roots free. Results are best with Bromelioideae species, but try it with *Vriesea* and *Guzmania* also.

Cultural tips: Roots, *continued*

Empty Pot: It is possible to grow perfectly beautiful bromeliads in an empty pot. Why not? That is the way Mother Nature designed them. For many years I have grown *Vriesea fosteriana* 'Red Chestnut' plants upright in empty pots. The species has a very poor root system and during our hot, very humid Florida summers, it became a losing battle - root prune, repot. Pull off dead lower leaves, repot. Seedling *Vriesea* 'Red Chestnut' plants seem to be OK in the soil. But when the base gets big and solid it is time for the empty pot. No leaf drop, very little root development, but the plants do grow and bloom. It is best to use heavy clay pots for the big plants. *Vriesea guttata* does well in soil through the winter months, but unless I bare-root them and grow them through the summer in empty pots, the plants are just barely alive come Fall. Some *Neoregelias* of the *concentrica* type do very well in empty pots. Roots of *Edmundoa lindenii* regularly push out onto the soil surface and the plants do very well in empty pot.

Rooting Season: Many years of observation have convinced me that all plants respond to lengthening and shortening days. It is a real temptation during our warm October and November days in Florida to take and pot offsets from those plants which have finished blooming and are busily reproducing. This past

Winter was a good example. But very few of the offsets taken and potted during that time made any appreciable growth until the lengthening days of February and March. Plants dependent on strong light, such as *Neoregelia*, were the slowest to respond. What I am really trying to say, simply, is do not expect offsets to root well during short days.

Root Pruning: Lower leaves of many bromeliads regularly go bad and drop off (or must be pulled off), leaving a gradually growing trunk-like stem. Species *Neoregelia carolinae*, *concentrica* and *carcharodon* are good examples. Generally, the shy bloomers. I once judged a Neo. 'Caroline Tricolor' which was deliberately grown with an 8 inch bare trunk. It was attractive and our judging panel was put to the test, but we finally gave the plant a red ribbon and a notation that we "did not want to encourage this type of exhibit." Such plants can be cut off anywhere along the stem, repotted, and they will produce new roots. The plant usually alters its growing habit after such repotting, so many growers simply cut off most of the roots and repot in a deeper or bigger pot.

Pot Size: Those of you who grow bromeliads from seed know that the more often you step up a seedling, the faster it grows. That is why seedling bromeliads seldom have good

What I am really trying to say, simply, is do not expect offsets to root well during short days.

form until the second generation. It takes that long to get rid of the baby fat (extra roots). The usual rule is, underpot to control size (fewer roots), overpot and feed for maximum size (abundance of roots).

Mounted Plants: Plants bare-rooted for shipping or mounting which have been grown in pots may as well have their roots trimmed way back. The new habitat requires new roots and new growth habits.

Plants communicate well. If you are doing something wrong, be sure they will tell you so.

The FCBS Newsletter (Carol Wolf, Editor) is published four times per year and nearly all back issues can be found on their website www.FCBS.org.

49th annual Bromeliad Society/Houston Show

“WELCOME TO THE JUNGLE” SPECIAL RECOGNITION | MAY 06-07, 2023

Congratulations to the following winners of the 2023 Bromeliad Society/Houston show held at the Judson Robinson Community Center between May 05-06.

SPECIAL RECOGNITION



Mulford B. Foster Best of Show - Horticulture
John Schmidt - *Encholirium horridum*



Morris Henry Hobbs Best of Show - Artistic
Linda Whipkey - *Cryptanthus 'Living Colors'*

Hobbyist Sweepstakes
Cherie Lee

Genera Sweepstakes
Cherie Lee

The John M. Anderson Best Aechmea
Frank Lee - *Aechmea 'Aztec Gold'*

The Valerie L. Steckler Hort. Display Sweepstakes
Aaron Davila

The Lou Trahan Artistic Sweepstakes N/A

The Lindsey Stowe Cryptanthus Sweepstakes
Carole Richtmyer

The Gary E. Gallick Best Terrestrial
Chris Nguyen - *Hechtia ianata*

The Bob Whitman Best Cryptanthus Species
Carole Richtmyer - *Forzzaea warasii*

The Warren Loose Best Cryptanthus Hybrid
Cherie Lee - *Cryptanthus 'Thriller'*

BEST OF DIVISIONS

Division I - Individual Specimen plant, Blooming
Cherie Lee - *Hohenbergia leopoldo-horstii*

Section A - Single Blooming plant
Cherie Lee - *Pitcairnia tabuliformis*

Division II - Individual Specimen plant, Foliage
Cherie Lee - *Dyckia dawsonii x goehringii*

Section A - Single Foliage plant
Cherie Lee - *Canistrum 'Canvey Royale'*

Division III - Multiple Specimen plant, Blooming
Carole Richtmyer - *Catopsis subulata*

Section A - Multiple Blooming plants
Cherie Lee - *Orthophytum harleyi*

Division IV - Multiple Specimen plant, Foliage
Cherie Lee - *Hohenbergia edmundoi*

Section A - Multiple Foliage plant
Cherie Lee - *Acanthostachys pitcairnioides*

Division V - Intergeneric Hybrid plant
Rick Richtmyer - *xRokautsincoraea 'Blazing Bonsai'*

Section A - Single plant
Carole Richtmyer - 'Cabernet' (*Neoregelia 'Purple Star' x Sincoraea navioides*)

Section B - Multiple plants
Frank Lee - *xSincoregelia 'Ralph Davis'*

Division VI - Horticultural Displays, Single plant
Rick Richtmyer - *Tillandsia kegeliana*

Section A - Single Blooming plant N/A

Section B - Single Foliage plant
Rick Richtmyer - *Tillandsia fuchsii var. stephanii*

Division VII - Horticultural Displays, Two or more plant
Margo Racca - *Tillandsia 'Elisa'*

Section A - Two or More, Blooming plant
Cherie Lee - *Tillandsia streptophylla*

Section B - Two or More, Foliage plant
John Schmidt - *Tillandsia duratii*

Division VIII- Artistic Arrangements
Shirl Stowe - *Orthophytum 'Copper Penny'*
Theme: Wind Sweep

Section A - Standard Sized Artistic Arrangements N/A

Section B - Miniature Artistic Arrangements N/A

Division IX - Decorative Containers'
Ruby Adams - *Cryptanthus 'Green 'N Red'*

Section A - Natural materials N/A

Section B - Man made materials
Ruby Adams - *xBilltanthus 'Red Burst'*

Division X - Special Exhibitors

Section A - Judge's challenge
Mary Cinotto - *Quesnelia 'Tim Plowman'*

Section B- Novice
Patricia Buenaventura - *Dyckia 'Yellow Glow'*

OTHER RECOGNITION

The Odean Head Most Eye Catching Neoregelia
Carole Richtmyer - *Neoregelia 'Savoy Truffle'*

Member's Choice
David Whipkey - *'Billbergia viridiflora'*

Look out for more photos of show plants in the coming bulletins!

49th annual Bromeliad Society/Houston Show


"WELCOME TO THE JUNGLE" SPECIAL RECOGNITION | MAY 06-07, 2023



Top left: Aechmea 'Aztec Gold' from Frank Lee

Top right: Hechtia ianata from Chris Nguyen

Bottom left: Forzsea warasii from Carole Richtmyer



Top left: *Hohenbergia leopoldo-horstii* from Cherie Lee
Top right: *Cryptanthus 'Thriller'* from Cherie Lee
Bottom right: *Pitcairnia tabuliformis* from Cherie Lee



Top left: Dyckia dawsonii x goehringii from Cherie Lee
Top right: Canistrum 'Canvey Royale' from Cherie Lee
Bottom left: Catopsis subulata from Carole Richtmyer





Top left: *Hohenbergia edmundoi* from Cherie Lee
Top right: *Orthyphytum harleyi* from Cherie Lee
Bottom: *Acanthostachys pitcairnioides* from Cherie Lee



Top left: *xSincoregelia* 'Ralph Davis' from Frank Lee

Top right: *xRokautsincoraea* 'Blazing Bonsai' from Rick Richtmyer

Bottom: *xSincoregelia* 'Cabernet' (*Neoregelia* 'Purple Star' x *Sincoraea navoioides*) from Carole Richtmyer





Top left: *Tillandsia 'Elisa'* from Margo Racca
Bottom left: *Tillandsia kegeliana* from Rick Richtmyer
Right: *Tillandsia fuchsii* var. *stephanii* from Rick Richtmyer



Top left: *Tillandsia streptophylla*
from Cherie Lee
Top right: *Tillandsia duratii* from
John Schmidt
Bottom: *Orthyphytum* 'Copper
Penny' Theme: Wind Sweep from
Shirl Stowe



Left: Quesnelia 'Tim Plowman' from Mary Cinotto
Top right: Cryptanthus 'Green 'N Red' from Ruby Adams
Bottom right: xBiltanthus 'Red Burst' from Ruby Adams



*Top left: Neoregelia 'Savoy Truffle' from Carole Richtmyer
Top right: Dyckia 'Yellow Glow' from Patricia Buenaventura
Bottom: Billbergia viridiflora from David Whipkey*

A big Thank you Mary Cinotto and John Edmonson for all of the photography for the BSH 2023 Show & Sale.

Thank you to Rick Richtmyer and David Whipkey for the editorial identification review.

BSH After Show Party at Casa Dominguez



Look at the bounty here!

Mike & Debbie O'neal, Patricia Buenaventura, Jimmy & Joanne Woolsey enjoying their large auction swag.

Sit here next time! They've got that winner's luck.

High roller table!



The auction was once again a fun success led by Rick Richtmyer and John Schmidt and our Vanna White (Vickey Gurka).

Specimen details about each plant came from our judges.

Some pro tips for next time, don't bid against your family members! Hahahaha!!

And as always, Thank you Allyn Pearlman for setting us up at Casa Dominguez. Amazing food & desserts!

What's blooming

SUBMITTED FROM OUR MEMBERS




Billbergia 'Hallelujah' from Allyn Pearlman

 Submit your photo!

Want to share some of your spectacular broms? Send along high-resolution photos along to bsh.editor@gmail.com before the end of the month for them to be featured in the newsletter.

When sending along your rock-star image, be sure to name your image file for easy identification like the example below:

Plantname_OwnerName.jpg



Billbergia 'Kahakai' from M. Yuen

Is it Billbergia blooming time??? Editor's bloomed too! The image above was a raffle Billbergia from Scherie Townes that Editor won.



Tillandsia 'Victoria' from Scherie Townes



Tillandsia 'Victoria' Bloom close up from Scherie Townes

**Thanks again from our
What's Blooming
contributors for June! If
I missed your beautiful
blooms, send editor a
gentle reminder, and
we'll place them next
month, thanks!**

REGISTRATION IS NOW OPEN!

HOWDY Y'ALL!

SOUTHWEST BROMELIAD GUILD SHOW 2023

OCTOBER 13-15th | HOUSTON, TX



The Bromeliad Society/Houston, Inc. is delighted to announce that we will host the 2023 Southwest Guild Show and Sale **October 13, 14, 15, 2023** at the Holiday Inn & Suites Conference Center NW Willowbrook, 18530 TX-249, Houston, TX 77070.

The Cryptanthus Society will hold their Biennial International Cryptanthus Show in conjunction with the SW Guild Show, so it will be a doubly wonderful event. Both groups will provide opportunities for members to show their plants and take home awards. Members and vendors will offer bromeliads for sale throughout the weekend. Other exciting plans are in the works as well!

The hotel has blocked rooms from October 12-17 (extra days for those who wish to stay longer) at the following rates:

Standard King rooms \$97+

Standard (2) Queens \$110+

King Suite \$115+.

A complimentary breakfast is included with the booked rooms each morning.

Registrants will be informed far in advance of when rooms may be reserved.

We will need your help with various assignments and duties.

Please contact **Ruby Adams, Don Green, or Shirl Stowe** to volunteer for the event.

[Click here for details on the website](#)

Member musings...

SAVE THE DATE

2023 BROMELIAD & CRYPTANTHUS SOCIETY SHOW & SALE IN THE SOUTHWEST

SOUTHWEST BROMELIAD GUILD & INTERNATIONAL CRYPTANTHUS SOCIETY SHOW & SALE 2023

October 14-15th * Houston, TX * Sat 2-5pm * Sun 9am-1pm

Holiday Inn & Suites Conference Center NW-Willowbrook
18530 State Highway 249, Houston, TX 77070

bromeliadsocietyhouston.org

Looking for contributors

Interested in writing for the BSH Bulletin?

We are looking for passionate plant lovers who are interested in sharing their wisdom.

Please also send over any communications you would love to share - announcements, classifieds, etc.



Follow us at

@bromeliadsocietyhouston

Please follow our adventures and keep up with news on our **Instagram** page!

Editor's notes

Traveling is both relaxing yet stressful, calming and exhausting. I don't know how I'm going to start traveling a ton in old age...I certainly don't have the energy to do it as often as my in-laws do! It feels like I gotta shut the world out for an entire month after a big long trip ha!

I did make it out to the Marie Selby Gardens which photos will be shared soon! Also shyly visited Tropiflora in Sarasota! (Thanks Robin & Han!)

We may have made Bromeliad converts out of my family - its ALWAYS the Tillandsias that get them!



Our June birthdays...

Happy Birthday to...

Cherie Lee

Michael O'Neal

Billie Emanuel

Gordon Stowe

John Sarkisian



Welcome newest members!

We hope to see you again!

Adepejii Dluyemisi

Alma Gordon

SAVE THE DATES

~~Jun 24~~

POSTPONED DUE TO HEATWAVE

15019 W 8th St, Santa Fe, TX 77517

- Jul 18** **Regular member meeting**
Metropolitan Multi-service center
1475 West Gray, Houston, 77019
- Jul 20** **Board meeting**
7:30pm (zoom only)
- Jul 28-29** **2023 Bromeliad FCBS Extravaganza**
West Palm Beach Marriott
1001 Okeechobee Blvd
West Palm Beach, FL 33401
Register at
www.fcbsextravaganza.org
- Aug 15** **Regular member meeting**
Metropolitan Multi-service center
1475 West Gray, Houston, 77019
- Sept 19** **Regular member meeting**
Metropolitan Multi-service center
1475 West Gray, Houston, 77019
- Oct 17** **Regular member meeting**
Metropolitan Multi-service center
1475 West Gray, Houston, 77019
- Oct 13-15** **2023 Southwest Guild Show**
Holiday Inn & Suites
Conference Center
NW Willowbrook,
18530 TX-249
Houston, TX 77070
- Nov 16** **Board meeting**
7:30pm (zoom only)
- Nov 21** **Regular member meeting**
Metropolitan Multi-service center
1475 West Gray, Houston, 77019
- Dec 02** Holiday Party



Note: This calendar page looks a bit different this year. Trying something a bit different. Check this page out for any updates or changes through the year on the bulletin.

2023 Officers and Chairmen

President Scherie Townes	Secretary David Whipkey	Past President Shirl Stowe
Vice President Michael O'Neal	Treasurer Allyn Pearlman	

Board of Directors

Through 2023 Alicia Baker John Schmidt	Through 2024 Gordon Stowe Melenie Yuen	Through 2025 Patricia Buenaventura Linda Whipkey
---	---	---

Standing Committees

Publications Allyn Pearlman Bulletin Editor Melenie Yuen, bsh.editor@gmail.com	Programs Chairman Michael O'Neal Standing Committees Ex-Officio Shirl Stowe Cherie Lee
Plant Sales Chairman Allyn Pearlman	

Committees of the Board of Representatives

Annual Show David Whipkey	Hospitality Coordinator Shirl Stowe
Bromeliad Culture Rick & Carole Richtmyer	Members & Visitors Register Noreen Tolman
Courtesy Midge Gorman	Membership Allyn Pearlman
Directory Mary Cinotto	Seedlings Allyn Pearlman
Email Communications Mary Cinotto	Show & Tell John Schmidt & Gordon Stowe
Garden Tours Gordon Stowe, Shirl Stowe	Raffle Plants Frank & Cherie Lee
Historian David Whipkey	Virtual Communications (zoom) Mike O'Neal
Holiday Party Chairman Allyn Pearlman	

Bromeliad Society International

Annette Dominguez Cherie Lee Daniel Wolf

Southwest Bromeliad Guild

Don Green Shirl Stowe

BS/H membership

There are two classes of membership:

Individual	\$20 per year
Family	\$30 per year

All memberships begin with January of the current year. Visit our website at www.bromeliadsocietyhouston.org for more information.

Please send your check to:

Allyn Pearlman
6422 Bankside Drive
Houston, TX 77096

Cryptanthus Society membership

There are two classes of membership:

Individual	\$20 per year
Family	\$25 per year

Please send your check to:

Carole Richtmyer
18814 Cypress Mountain Dr.
Spring, TX 77388



We have a large selection of Aechmea, Billbergia, Cryptanthus, Dyckia, Neoregelia, and Tillandsia. Please compare our prices and our quality.

15019 8th Street West, Santa Fe, TX 77517 ■ 409-925-6933

www.jimbosnursery.com



Houston Orchid Society

www.houstonorchidsociety.org

Regular meeting first Thursday of month at 7:30 PM
First Christian Church | 1601 Sunset Blvd



Texas Gulf Coast Fern Society

www.tgcfersoc.org

Regular meeting third Sunday of month at 2:00 PM
Judson Robinson Jr. Community Center
2020 Hermann Drive., Houston, TX 77004

ABOUT THIS NEWSLETTER...

The Bulletin is published monthly and is available online prior to monthly meetings. Articles and any other information pertinent to bromeliads are solicited. Articles may be reprinted with proper acknowledgment given to author and publication.

Please have articles to the bsh.editor@gmail.com before the end of the preceding month. An electronic Yearbook is published annually based on the membership roll at the end of the regular February meeting of each year and distributed to members of the BS/H, Inc. Periodic electronic updates may also be distributed during the year. Please address any correspondence regarding this publication to: bsh.editor@gmail.com



BROMELIAD SOCIETY/ HOUSTON INC.

This corporation is organized exclusively for purely public charity and strictly educational purposes. Specific goals of the Society shall be to: Increase knowledge of bromeliads through interchange and dissemination of information. Use such funds as are available for the purpose of research and/or equipment in institutions of higher learning within the State of Texas.



Affiliated with the
Bromeliad Society
International



Member of
Southwest Bromeliad
Guild



Affiliated with the
Cryptanthus Society
International

ON THE BACK COVER...

It's getting quite hot outside, and if you look closely, these are well hydrated. There's a heatwave happening here, and just wanted to give an important reminder to stay hydrated if you can, wear sunscreen, and avoid staying outdoors for too long.

As we learned last year especially with greenhouses - keep an eye on your Neos if they're inside a greenhouse. The water in the cup may literally cook them to death in the heat. I learned briefly from Robin at Tropiflora - that they call these couple hot days 'The Zap' if plants start looking sick immediately. It can be devastating! Try moving a few plants outside **but in shade**.

If you'd like to join in and contribute any photos, a written column, or ideas for improvement, please send along your thoughts and feedback (with a ton of gentle reminders please) to bsh.editor@gmail.com.

